

LFCO SERIES

Outdoor Lighting

WESTGATE
THE FUTURE IS HERE...AND IT'S QUITE BRIGHT!

LFCO-150W-40K
LFCO-150W-50K

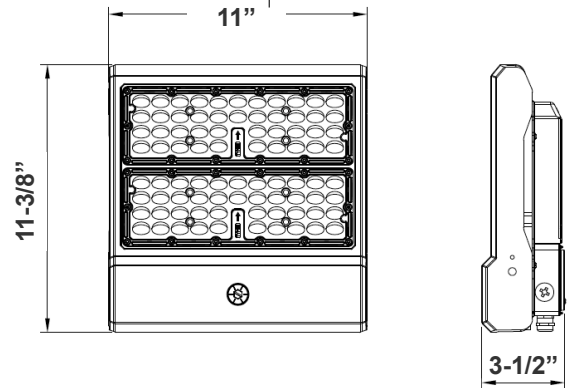


Customer Name: _____

Project Name: _____

Note: _____

Type: _____



11-3/8"(L) x 11"(W) x 3-1/2"(H)

Ideal for general site lighting, alleys, loading docks, doorway, pathway, and parking areas.

Features

- LED Flood Light
- With snap-on & bolt mounting options for one-person installations.
- Select a mounting option (Sold separately)
- 70,000 Hours Rated Life
- 7-Year Warranty
- Optic Lens Type: III

Technical Specifications

Electrical:

- Voltage: 100-277VAC 50/60Hz
- Wattage: 150W
- Power Factor: >0.9
- Output Current: 0.25A
- Efficacy: 140 LPW
- THD: <20%

Mechanical:

- Housing: Die-cast Aluminum Housing with Powder Coat Finish (Dark Bronze)
- 6KV Lightning Surge Protection
- IP Rating: IP65
- Operating Temperature: -40°F to 104°F
- Suitable for Wet Locations
- Effective projected areas (EPA's) are:
 - Front = 0.38 square feet
 - Side = 0.30 square feet
 - Face = 1.05 square feet

Lighting:

- Dimmable: 0~10V Dimming
- LED: Philips Lumileds Lexeon 3030 high flux LED
- Solid State Lighting technology for long life, no Maintenance needed and High-Efficiency
- Cord Type: 3.2' SJTW 18/3 AWG cable
- Total lumens: 19900LM
- Color temperature: 4000K/ 5000K
- Color rendering index: CRI ≥ 70
- Beam Angle: 140°x80°

Applications:

- Ideal for general site lighting, alleys, loading docks, doorway, pathway and parking areas.
- Replace existing HID flood lights/ wall packs

Other Models:

- | | | |
|--------------------------------|----------------------------------|--|
| • 50W 6900LM LFCO-50W-40K | • 100W 14000LM LFCO-150W-40K | • 300W 41000LM LFCO-300W-40K |
| • 50W 6900LM LFCO-50W-50K | • 100W 14000LM LFCO-150W-50K | • 300W 41000LM LFCO-300W-50K |
| • 80W 10800LM LFCO-80W-40K | • 230W 30100LM LFCO-230W-40K | • 600W 86000LM LFCO-HL-600W-50K-TR |
| • 80W 10800LM LFCO-80W-50K | • 230W 30100LM LFCO-230W-50K | |



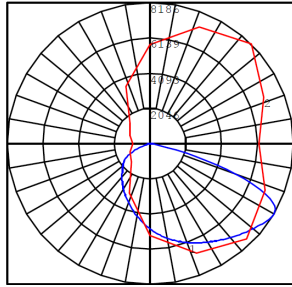
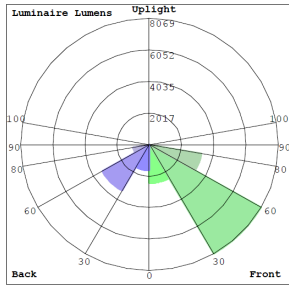
Phone: (877) 805-2252 | Fax: (877) 805-2252
www.westgatemfg.com | www.westgatecontrols.co



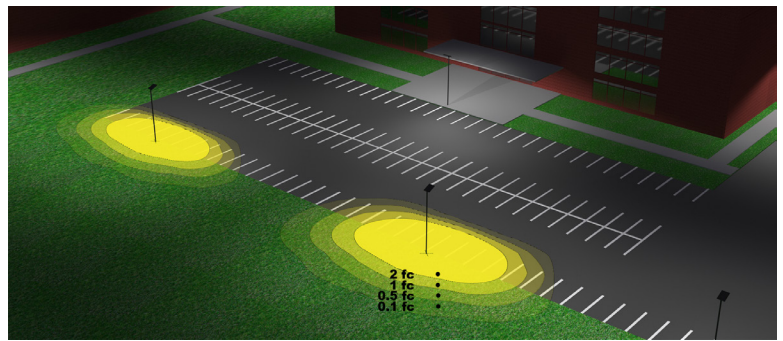
WG-Z5-Z6-Z2

Photometrics: LFCO-150W

TYPE III



BUD Rating: B3-U1-G3



Area 88'x 120' Mounting Height: 20'


Other Views:



Front View



Side View



Back View

Performance Table: LFCO-150W

MODEL NO.	Wattage	Voltage	Lumens	Color Temp.	BUG Rating	LPW
LFCO-150W-40K	150W	120~277V	19900LM	4000K	B3-U1-G3	132
LFCO-150W-50K	150W	120~277V	19900LM	5000K	B3-U1-G3	132

Sample Ordering

Model **Wattage** **Color Temp.**
 - -
 40K = 4000K
 50K = 5000K

Accessories Options

Blank = No Option For Accessories
 WEC-7RC = Remote Control

Factory-Installed Options

Blank = No Option For Accessories
 OPT-EM-OD2EXT = Emergency Battery Backup
 OPT-3MPC = Electronic
 OPT-SEN-3MR-3 = Programmable Microwave Bi-Level Sensor

Example:

- 1.LFCO-150W-40K (For LFCO 150W 4000K fixture 120-277V)
- 2.LFCO-150W-40K (For LFCO 150W 4000K fixture 120-277V)
- WEC-7RC (Remote Control)
- OPT-SEN-3MR-3 (Programmable Microwave Bi-Level Sensor)

MOUNTING OPTIONS



LFCO-SF
Adjustable Slip Fitter for Pole Mount 2"–2-1/2"



LFCO-SA
Straight Arm for Shoe Box Applications Fits Square & Round Poles 3" Wide



LFCO-YK
Adjustable Yoke



LFCO-TR1
"U" Bracket

ACCESSORIES AND MOUNTING OPTIONS



OPT-SEN-3MR-3



OPT-3MPC



WEC-7RC



OPT-EM-OD2EXT

